

RECYCLING

Clean recyclables go in your **blue** cart.



Plastic Bottles, Jugs and Tubs



Clean Metal



Paper



**Flattened Cardboard
& Paperboard**



Glass Bottles & Containers
















RECYCLING TIPS

- Empty clean recyclables out of bags and boxes into the cart so that they can be easily sorted.
- Put all recyclables in your blue recycling cart.
- Blue recycling carts are emptied every week in Mill Creek.
- Put extra recycling in 32-gallon containers with handles and lids. Label "Recycle."*

*There is no charge for extra recycling.



KEEP OUT of Your Recycling

- | | | |
|-------------------------------------------------------------------------------------------------------------|--------------------------------------------------------------------------------------------------------|------------------------------------------------------------------------------------------------------------------------------------------------|
|  NO plastic bags |  NO diapers |  NO plastic fruit, vegetable, or other clamshell containers |
|  NO foam cups & packaging |  NO liquids |  NO broken dishes, ceramics or window glass |
|  NO hazardous waste |  NO fuel tanks |  NO paper cups or milk cartons |
|  NO medical waste |  NO computers + tvs | |
|  NO syringes |  NO shredded paper | |
|  NO batteries |  NO aluminum foil | |