

FOOD & YARD

Food scraps



Get tips to help you waste less food at recyclefood.org

Yard debris



tree branches under 4' long, 4" diameter

Compostable Paper



no shiny coating

Shredded paper is not accepted in the food & yard waste cart. Place in garbage or see back for recycling options.

FREE Kitchen Compost Containers!



Call 1-800-592-9995 to request a 3-gallon container and compostable bag samples.

Three Steps to Food Composting:



1) Collect food scraps in a kitchen container, paper bag or approved compostable bag. Find approved brands at cedar-grove.com.



2) Empty into your outdoor food and yard waste cart.



3) Rinse container, re-line and repeat!

Help prevent food waste: visit recyclefood.org to learn more!

Don't put these in your food + yard cart



No Plastic Bags



No Styrofoam



No Glass



No Diapers

RECYCLING

Paper & Cardboard



Shiny paper ok

Cardboard boxes must be flattened

Bottles and Cans

Empty of all food or liquid
Place lids in can, crimp shut



Recyclable Plastic

Plastic bottles, jugs, tubs and cups
Screw caps back onto empty plastic bottles



Scrap Metal

Small, non-working metal appliances, tools, etc.
Limit 2' x 2' x 2', 35 lbs;
no sharp metal



Metal lids at least 3 inches wide

Everything you put in your recycling cart should be:



CLEAN

Give food containers a quick rinse.



EMPTY

Ensure items are empty and dry from liquids.



LOOSE

Keep recyclables out of bags and boxes.



RECYCLE AT THE CURB

Call to schedule free pick up and place next to your cart on collection day: 1-800-592-9995



- **Motor oil** in a transparent, 1-gallon jug with name and address (limit 2 gallons/week)
- **Clothing and linens** in a secure plastic bag labeled "textiles"
- **Electronics** (TVs, monitors and computers)

Don't put these in your recycling cart



No Plastic Bags



No Food



No Textiles



No "Tanglers"

GARBAGE

Non - Recyclable Paper



Disposable wipes
Do not flush

Foil wrapping paper

See back for recycling options.

Shredded paper

Tissue

Non - Recyclable Plastic & Styrofoam™



See back for recycling options.

Non-Recyclable Glass & Metal



Lids less than 3 inches wide

See back recycling for options.

Other Garbage



Pet waste

Vacuum bags

Can it. Cool it. Trash it.

Plastic Hangers

See back for recycling options.

NO HAZARDOUS WASTE




Call 206-296-4692 or visit HazWasteHelp.org for safe disposal options.




Check Redmond's "What Goes Where?" directory for more hard-to-dispose items. redmond.gov/recycle or call 425-556-2900, ext. 7

Drop-Off Recycling


ITEM	COLLECTION SITES & RESOURCES
 Computers Televisions Electronics	<ul style="list-style-type: none"> • ecyclewa.org
 Plastic Bags	<ul style="list-style-type: none"> • plasticfilmrecycling.org
 Batteries (alkaline)	<ul style="list-style-type: none"> • City Hall lobby • redmond.gov/recycle (info about rechargeable batteries)
 Medicines	<ul style="list-style-type: none"> • medicinereturn.org
 Fluorescent Bulbs (CFLs) and Tubes	<ul style="list-style-type: none"> • lightrecycle.org
 Paint	<ul style="list-style-type: none"> • paintcare.org (NEW! Recycle paint, primer and more at no charge. Visit paintcare.org for details)
 Cooking Oil	<ul style="list-style-type: none"> • redmond.gov/recycle

ITEM	OTHER RESOURCES
Stryrofoam	Shoreline Transfer Station, Styrorecycle.com , Shipping and mailing stores (peanuts only) 
Paper for Shredding	atg.wa.gov/community-shred-events
Mattresses	redmond.gov/recycle
Furniture	redmond.gov/recycle
Appliances	redmond.gov/recycle

Note: These are not comprehensive lists and do not constitute endorsement by the City of Redmond. Check with each site to verify materials and fees.



Don't see what you're looking for? Go to redmond.gov/recycle or call 425.556.2900, ext. 7



PRSRST STD
U.S. POSTAGE
PAID
SEATTLE, WA
PERMIT NO. 963



720 4th Ave., Suite 400
Kirkland, WA 98033

1-800-592-9995

Monday-Friday 7 a.m. - 7 p.m.

Saturday 9 a.m. - 1 p.m.

Información en Español

wmnorthwest.com/redmond

Online Billing: www.wm.com/pay-my-bill



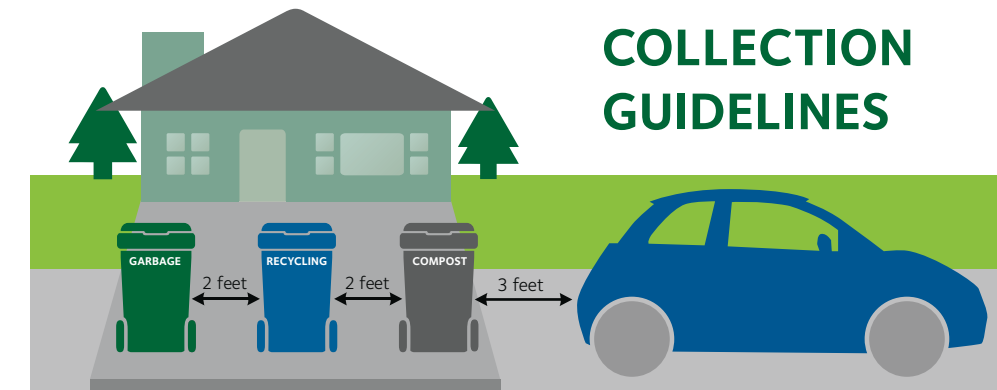
Cart Placement
Please make sure your cart does not block the sidewalk on service day. Carts can be placed in these three approved locations (as space allows).

Printed on 100% post-consumer recycled paper

Redmond_SF_2021



2021 REDMOND Recycling Guide



CART PLACEMENT TIPS

- Do not place carts where they block sidewalks.
- Please place containers at curb by 6AM.
- Two (2) feet apart with lids opening toward street.
- At least three (3) feet from cars, trees, mailboxes, fences and utility boxes. Please remove containers as soon as possible after collection.

EXTRA MATERIALS	Rate	Set Out Instructions
Recyclables	No additional cost	Put extra recycling in bag, box or 32-gallon personal can marked "recycling." Flatten and stack all extra cardboard that can't fit into your cart.
Yard Waste	\$3.78 per 32-gallon can/bag	Place in Kraft paper bag or 32-gallon container with lid; label "yard."
Garbage	\$6.72 per 32-gallon can/bag	If your cart lid is open more than 6 inches, there will be a fee for extra garbage.

For more information about service, proper set out and rates visit wmnorthwest.com/redmond.

WEATHER DELAY?

Visit Redmond's Service Alert page at servicealerts.wmnorthwest.com/redmond for information on weather-related service delays and collection updates.

