


COLLECTION GUIDELINES



Place carts at curb by 7AM

- Two (2) feet apart with lids opening toward street
- At least three (3) feet from cars, trees and mailboxes, fences and utility boxes, *as close to the curb as possible*
- Please remove carts as soon as possible after collection

Waste Management Customer Service Center

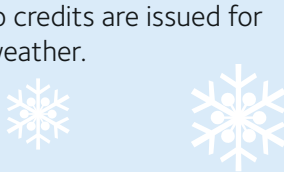
wmnorthwest.com/snoqualmie | 1-800-592-9995

7AM-5PM. Monday – Friday, 9AM-1PM Saturday

- **Missed collection**
- **Missing/damaged containers**
- **Wildlife-resistant containers**
- **Rates, billing and service information**
- **Bulky item pick-up service**
- **Construction/demolition containers**
- **Disabled service**
- **Información en español**

Weather Delay?

If weather conditions prevent safe collection, up to twice as much material will be collected at no extra charge on your next regular collection day for each container not emptied. No credits are issued for collection delays due to weather.



STEPS TO RECYCLING SUCCESS

Recycling is an easy way to keep valuable natural resources out of the landfill, *but recycling only works with your help.*



To keep the recycling system healthy, follow these simple steps:

1. Is it recyclable?? Check your Snoqualmie Recycling Guide.

Yes! It's on the list!

Proceed to **Step #2**



Don't see it?

email recyclenw@wm.com

call **1-800-592-9995**

2. Prepare your recyclables for a new life:

- Flatten boxes
- Rinse or empty recyclables of all food and liquids
- Separate newspaper from plastic delivery bag
Reuse bags or bring back to a grocery store for recycling
- Remove plastic wrap and any packaging foam from cardboard
Place plastic wrap and foam packaging in garbage. Visit the Community Recycling Resources pages for foam reuse and recycling options

3. Do not put bagged recyclables into cart — empty out recyclables into cart loose
Empty paper bags are okay in recycling cart; empty plastic bags go in the garbage or back to a grocery store for recycling

Thank you for doing your part to recycle right!

WHY CAN'T I RECYCLE EVERYTHING?

Recycling starts when you put the **right** stuff in your recycling cart.

Just because you put something in a recycling bin, it does not mean it can be turned into something new. When the wrong stuff goes in the bin, staff at the recycling center have to remove these items by hand, and throw them in the garbage.

When in doubt,
check out your
Recycling Guide!



For a recyclable item to be made into a new product,
all of these things must be true:

- ✓ **Preparation:** Each recyclable item must be clean and empty of all debris, food or liquids.
- ✓ **Separation:** A recycling facility must be able to separate the item into its own material group so each type of item — cardboard, aluminum, tin, steel, paper, glass, plastic containers — can be properly distributed to the correct manufacturers.
- ✓ **Markets:** A manufacturer must be willing to buy this material.
- ✓ **Manufacturing:** A manufacturer must be able to make a new product out of the recycled item.

RECYCLING MYTH BUSTERS

MYTH: All plastics can be recycled.

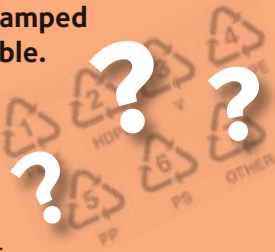
FACT: Not all plastics can be successfully recycled. At this time only some plastics can be made into new things. **Recycle plastics by shape - bottles, jugs, dairy tubs and cups.**



MYTH: A recycling symbol stamped on plastic means it is recyclable.

FACT:

- There are **thousands** of plastic products and packaging, and each one has its own unique chemical recipe.
- The number only tells us what the primary ingredient is in the plastic recipe. Many plastics cannot be made into new products at this time.



MYTH: It doesn't matter if something belongs in the recycling — the recycling center will sort everything anyway.

FACT:

- There is a lot of garbage sent to the recycling center, and each non-recyclable item is removed by hand by trained staff.
- Garbage placed in the recycling increases the cost of the recycling process and will increase the cost of garbage and recycling service.

Garbage and Other Things We Find in the in Recycling

- loose plastic bags
- hoses
- light bulbs
- batteries
- needles
- toys
- hangers
- straws
- snack wrappers
- cleaning wipes
- food-soiled containers and paper
- non-recyclable plastic

We're here to help!

When in doubt, check your Recycling Guide, call the Waste Management Customer Service Center or email recycling experts at recyclenw@wm.com.

RECYCLING

Clean recyclables go in your recycling container.

Did you know? Recyclable materials are taken to Waste Management's Cascade Recycling Center in Woodinville where they are sorted by a combination of machines and people.

Clean paper

Newspaper, inserts, mail, envelopes, cereal and dry food boxes (remove liners), paperback books, magazines, catalogs, phone books, non-foil wrapping paper, frozen food boxes, paper cups, juice boxes, milk, soy milk and broth containers. Shredded paper is accepted in compost cart.



Cardboard



Glass jars and bottles



Plastic bottles, jugs, tubs and more

Milk, juice and soda bottles, yogurt, dairy and margarine tubs, shampoo and conditioner bottles, window, bathroom and kitchen cleaner bottles, detergent and fabric softener bottles, pill bottles (no prescription vials). *Lids at least 3 inches in diameter can be included loose in recycling.*



Ignore numbers on plastic containers. Put only approved items in your recycling.

Clean, dry plastic bags, such as grocery store bags, newspaper bags and dry-cleaning bags, can be bagged in plastic bags, tied and placed in your recycling container.

Aluminum and tin cans

Soda cans, metal food cans, empty aerosol cans.



Aerosol cans that are not empty should be taken to a hazardous waste drop-off site. See www.lhwmp.org or call 206-296-4692 for details.

Scrap metal and clean foil

Small non-working metal appliances, pots, tools, etc. *Limit 2 ft. x 2 ft. x 2 ft., 35 lbs. No wood, plastic, or rubber attachments; no sharp metal.*



Motor oil*

Place up to three gallons of motor oil in clear plastic milk jugs with tight-fitting lids next to your recycling container on your collection day. Label each container with your address.

*This service is available only to residential customers.



- **Extra recyclables?** If you are a resident, put extra recyclables in a bin or cardboard box at the curb next to your recycling cart, label "Recycle."
- Empty recyclables out of bags and boxes into the container so they can be easily sorted at the recycling center.
- Empty and rinse out all food residue. Labels do not need to be removed.
- Businesses, apartments and condominiums are provided with recycling carts or containers, at no additional charge, up to 150% of their garbage service level.



COMPOST | FOOD SCRAPS AND YARD DEBRIS

These items go in your compost container.

Sign up for compost service at wmnorthwest.com/snoqualmie or call **1-800-592-9995** M-F 7AM-5PM, SAT 9AM-1PM.

Food scraps and leftovers

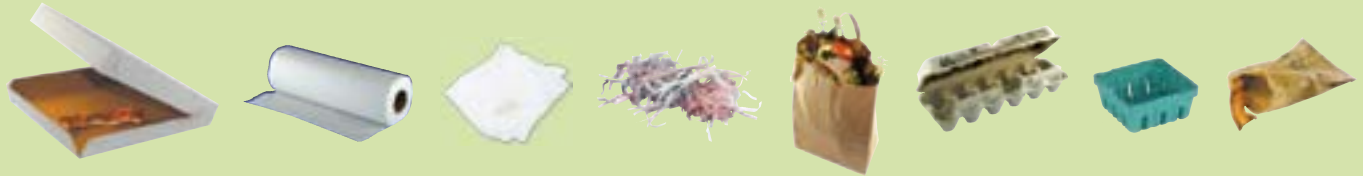
Fruit and vegetable scraps, leftovers, bread, pasta, grains, eggshells, nutshells, coffee filters and grounds, tea bags and tea leaves, meat, fish, poultry, beans, dairy products such as yogurt and cheese.

No plastic, glass, metal, caps, liquids, cooking oil or pet waste.



Food-soiled paper

Greasy paper or pizza boxes, food-soiled paper towels, napkins, shredded paper, soiled paper containers, waxed paper, waxed cardboard, uncoated (*non-shiny*) paper plates, paper bags, approved compostable packaging.*



*See gogreenscene.com for details.

Plants, flowers and yard trimmings

Houseplants (*no pots*), grass clippings, weeds, twigs, branches, roots from pruning, leaves, tree branches (*under 4 feet long, 4 inches in diameter*), holiday trees, Jack-o-lanterns (remove candles).

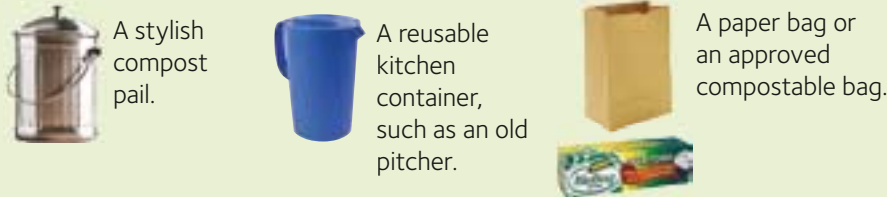


Be a Foodcycler! It's easy to do!

Empty collected food scraps into your compost cart. Your compost cart will be picked up on your next collection day. Visit wmnorthwest.com/snoqualmie for a list of approved compostable bags to use in your kitchen compost pail.

Extra Yard Waste: There is a charge for extra yard waste. Put extra yard waste in Kraft paper bags or 32-gallon containers with handles and lids (*65 lb. limit*); label "yard." Use Kraft bags to store extra yard debris only. Food scraps and uncoated paper must be placed in the compost cart.

Examples of food scrap containers:



Did you know? Food scraps and yard debris are processed into compost, sold locally at home and garden stores and used by local farms.



GARBAGE

Bag these items and put them in your garbage container.

Non-recyclable plastic

Foam take-out containers, cups and packing peanuts, caps, small lids (*smaller than 3 inches in diameter*), stretch wrap, empty motor oil and antifreeze containers, plastic bakery and meat trays, plastic plates and utensils, empty prescription vials, garden hoses, disposable diapers, bows and ribbons.



Non-recyclable paper

Disposable wipes, hardcover books, foil wrapping paper, dirty paper, shredded paper*, facial tissue.

*Shredded paper is accepted in compost cart.



Non-recyclable glass

Mirrors, window glass, ceramics, dishes, incandescent and halogen light bulbs only. (*Fluorescents need special disposal. See What Do I Do With? page.*)



Non-recyclable metal

Caps, lids, oil containers, hardened latex paint in cans (*remove lids*), sharp or greasy metal, clothes hangers, small non-working plastic appliances (*microwaves, coffee makers, etc.*)



*Latex paint is no longer considered hazardous waste. It can be placed in your garbage if it is solidified first. Mix in cat litter, shredded paper, sawdust or paint hardener. Once paint no longer flows, leave the lid off the can, bag it and place it in your garbage container.

Other garbage

Cold ashes, vacuum bags and dust, broken office supplies, pet waste and cat litter, clothing, cleaning wipes, toys, blister packaging



Garbage charges are based on container size. There is a charge for extra garbage that doesn't fit in your container with the lid closed. If your garbage cart lid is open more than 6 inches, there will be a charge for extra garbage. Bulky items such as mattresses, large appliances and building materials can be picked up by special arrangement for a fee.

Please:

- Bag all garbage.
- Double bag pet waste, pet litter, packing peanuts, vacuum dust, sawdust and cold ashes.
- **Weight limit: 32-gallons/65 lbs**



Resources

Waste Management
wmnorthwest.com/snoqualmie
1-800-592-9995

What Do I Do With...? Look Up Tool
kingcounty.gov/whatdoidowith
206-296-4466

Washington Department of Ecology
ecyclewashington.org
1800recycle.wa.gov
1-800-RECYCLE

Household Hazardous Waste
lhwp.org
206-296-4692

City of Snoqualmie City Hall

Recycle your batteries and CFL bulbs here during business hours.
38624 SE River St.
Snoqualmie, WA 98065
425-888-1555
8 a.m. to 5 p.m.



Used Cooking Oil Recycling

Wondering how to dispose of used cooking oil?

Don't throw it away! Drop it off for free at Snoqualmie's cooking oil drop-off station.

Where: Corner of Stearns Road and Mill Pond Road just north of the Highway 202 Snoqualmie River bridge.

When: 24/7

How: Place oil at the station in plastic containers with tight-fitting, screw-on lids.



Annual Fall Recycling Event

Each fall the City of Snoqualmie hosts a free recycling event. Call the City of Snoqualmie at **425-888-1555** or email info@ci.snoqualmie.wa.us for more information.

Accepted Items:

- Textiles (no furniture)
- Used motor oil
- Antifreeze
- Batteries: Lead-acid car, truck and marine batteries; household batteries sizes AA, AAA, C, and D.
- Tires
- Safe removal of CFCs (chlorofluorocarbon coolants)
- Air handling units



Scrap Metal:

- Hot water tanks, microwaves, stoves, washers, dryers, cast iron sinks and tubs, iron, steel, auto parts, lawnmowers, and barbecues. These materials must have fuel and oil removed. No propane tanks.



Electronics:

- Fax machines, cell phones, printers
- CPUs (computer towers), keyboards (mouse-free), and monitors
- Televisions



WHAT DO I DO WITH?

Some items such as medical wastes, fluorescent bulbs and tubes, needles, fuel tanks, electronics and chemicals are hazardous and are not allowed in garbage or recycling. These items require special handling as indicated below.

Motor oil recycling

- Residential customers may place up to three gallons of motor oil in clear plastic milk jugs next to their recycling carts on collection day. Label each container with your address. Make sure caps are screwed on tightly.
- Most auto part stores also will accept used motor oil for recycling. Call ahead for quantities and restrictions.

Computers, laptops, monitors and TVs

- Ecyclewashington.org | 1-800-RECYCLE
- Takeitbacknetwork.org

Cell phones and other electronics

Printers, fax machines, DVD players

- Call2recycle.org or 1-877-723-1297
- Takeitbacknetwork.org



Batteries

Rechargeable, alkaline, button, lead acid automobile

- Local Hazardous Waste Management Program of King County: lhwmp.org | 206-296-4692
- Snoqualmie City Hall: 38624 SE River Street During business hours only.
- Mail-in battery recycling: Thinkgreenfromhome.com 1-800-592-9995



Mercury-containing products

Mercury switches, thermometers, thermostats

- lhwmp.org | 1-888-869-4233

Fluorescent bulbs and tubes

- Takeitbacknetwork.org
- Mail-in bulb and tube recycling: Thinkgreenfromhome.com | 1-800-592-9995
- Snoqualmie City Hall: 38624 SE River Street During business hours only.




Large appliances

- King County's What Do I Do With? 206-296-4466 kingcounty.gov/solidwaste/wdidw



Needles/syringes

- Take syringes to a pharmacy. Call ahead for hours and restrictions.
- Mail-in sharps disposal: Thinkgreenfromhome.org | 1-800-592-9995



Paint

- Latex paint is no longer considered hazardous waste. It can be placed in your garbage if it is solidified first. Mix in cat litter, shredded paper, sawdust or paint hardener. Once paint no longer flows, leave the lid off the can, bag it and place it in your regular garbage.



Oil-based paint, chemicals, pesticides, propane tanks and auto fluids

- lhwmp.org | 1-888-869-4233

Unwanted Medicines

- Takebackyourmeds.org
- City of Snoqualmie Police Department: 425-888-3333



Foam blocks and packing peanuts, toilets, tires and more

- Takeitbacknetwork.org
- 1800recycle.wa.gov | 1-800-RECYCLE

Online materials exchanges

- seattle.craigslist.org
- Freecycle.org

Mail-in Recycling Services

Waste Management's **LampTracker** and **Think Green From Home** programs offer environmentally friendly, safe and simple mail-in recycling for residents and businesses in Snoqualmie. Find out how you can recycle fluorescent bulbs and tubes and other household items such as batteries, medical wastes, ink cartridges and other items by calling **1-800-592-9995**.

These prepaid services include recycling containers, shipping and recycling certificates.

See **LampTracker.com** (businesses) or **ThinkGreenFromHome.com** (residents) for more information.