

YARD + FOOD WASTE

These materials go in your green yard + food waste cart.



Food Scraps









Food-Soiled Paper



Yard Trimmings



KEEP OUT of Your Compostables

- | | |
|--|--|
|  Plastic Bags or Containers |  Liquids |
|  Compostable Serveware |  Fat, Oil or Grease |
|  Glass or Metal |  Diapers or Pet Waste |

Yard and Food Scrap Tips:

- In your kitchen, gather food scraps in a container, paper bag or **approved compostable bag (NO plastic bags)**
- Empty into your outdoor compost cart when full.
- Layer food scraps with yard waste or newspaper to absorb liquids.

Extra Yard Waste:

There is a charge for extra yard waste that doesn't fit in your container with the lid closed.

Put extra yard waste only in:

- Cans with handles (32 gal., 65 lb. limit)
- Label cans "Yard"
- Bundle tied with twine (4'x2' limit)
- Paper leaf bags