

YARD & FOOD WASTE

All of these items can go in your yard and food cart.



Food Scraps



Food-Soiled Paper







Yard Trimmings

Curbside Collection of Trees will occur during the first 2 weeks of yard waste collection in January at no additional charge for all single-family customers, even those who do not subscribe to yard waste service.

Clean, uncontaminated (e.g. no tinsel, unflocked) trees shall be collected without further preparation. Customers shall be required to cut the trees into sections no longer than 4' and place in carts when possible.



KEEP OUT of Your Yard & Food Waste

- | | | |
|--|---|--|
|  Plastic Bags |  Pet Waste |  Liquids |
|  Glass |  Tarps |  Fat, Oils + Grease |
|  Diapers |  Hoses |  Dirt, Sod + Rocks |

Compost Tips:

- In your kitchen, gather food scraps in a colander or strainer, reusable container with a lid or a paper bag.
- Empty into your outdoor yard/food cart frequently.
- Layer food scraps with yard waste or newspaper to absorb liquids.

Extra Yard Waste:

There is a charge for extra yard waste that doesn't fit in your container with the lid closed.

- Put extra yard waste only in:
- Cans with handles (32 gal., 65 lbs limit)
 - Label cans "Yard"
 - Bundle tied with twine (4'x2' limit)
 - Paper leaf bags