



# CURBSIDE RECYCLING GUIDE

Mix these items together in your recycling cart.

	INCLUDE	KEEP OUT
	<b>Newspapers, Magazines, Catalogs</b> Includes ads, inserts, phone books and paperback books.	No rubber bands or plastic bags.
	<b>Scrap paper</b> Junk mail, envelopes, office paper, greeting cards, paper egg cartons, paper tubes, wrapping paper and cereal boxes. Put shredded paper in paper bags.	No bath tissue, paper towels, freezer boxes, coffee cups or paper coated with food, wax, foil, shredded paper or plastic.
	<b>Cardboard</b> Flatten cardboard boxes.	No wax-coated cardboard or food residue.
	<b>Milk cartons Drink boxes</b> Milk, soup, stock, soy, juice cartons. Rinse clean.	No plastic straws.
	<b>Plastic bottles</b> All plastic bottles.	No plastic lids, trays, bags, take-out boxes or motor oil, pesticide or herbicide containers.
	<b>Plastic tubs</b> Yogurt-type containers (6 oz. or larger), rigid plant pots (4 in. or larger) and buckets (5 gal. or smaller).	No plastic lids, trays, bags, take-out boxes or motor oil, pesticide or herbicide containers.
	<b>Aluminum foil</b> Crumple foil into loosely packed balls.	No food residue.
	<b>Metal cans Aerosol cans</b> Aluminum, tin, empty and non-toxic aerosol cans and steel food and beverage cans. Rinse food cans. Put metal lids inside cans and crimp closed.	No plastic caps. Do not flatten or puncture cans or remove nozzles.
	<b>Scrap metal</b> Smaller than 30 inches in any direction and less than 30 lbs.	No plastic, wood or other non-metal attachments.

## RECYCLE SEPARATELY

	<b>Glass bottles and jars</b> Glass must be recycled separately in your glass-recycling bin. Mix all colors. Labels are OK. Light bulbs, ceramics, broken glass, glassware, window panes and lids are not accepted.		<b>Motor oil</b> Put motor oil in a clear plastic gallon jug with a screw-on lid and place it next to your recycling cart. Don't mix in other liquids.
--	---	---	---

# YARD DEBRIS GUIDELINES

The following items go in your yard debris cart.

### Yard trimmings

- Branches (under 4 feet long, 4 inches in diameter)
- Houseplants
- Undecorated holiday trees (limit 4 feet long, 4 inches in diameter)
- Garden vegetation
- Grass and leaves
- Weeds and prunings



### Extra yard trimmings

Put yard trimmings that don't fit in your cart in one of these:

- **Kraft paper yard bags**
- **32-gallon cans with handles and lids.** Limit 60 lbs. Label cans "Yard Debris". Put yard trimmings in loosely, so cans empty easily.
- **Bundles** Use fiber twine. No wire, nylon or plastic cord. Limit 4 feet long, 4 inches diameter.



No diapers  
No pet waste/litter  
No plastic bags  
No metal  
No cooking oils  
No glass  
No hoses  
No tarps  
No liquids  
No food

### DO NOT use plastic bags for yard waste.

As the leaves fall on your yard and driveway, please do not rake or place them into the street. The City provides a Free Leaf Drop Off area for Wood Village residents at the Donald L. Robertson Park, November 1st–30th.

### Beyond the Curb Recycling

Waste Management offers mail-in collection programs for batteries, electronics, sharps, toner cartridges and compact fluorescent light bulbs.

Call **800-808-5901** or visit [www.thinkgreenfromhome.com](http://www.thinkgreenfromhome.com) for more information.

Bulky items like mattresses, appliances, console televisions, furniture and building materials can be picked up by special arrangement. Contact us at **1-800-808-5901** for details.

For recycling options for athletic shoes, toner cartridges, CDs, vegetable oil, block foam and more visit [www.oregonmetro.gov/findarecycler](http://www.oregonmetro.gov/findarecycler) to find a recycler near you.

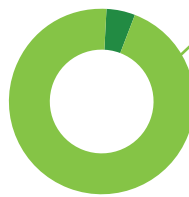
### Electronics Recycling

**Reminder:** Computers, monitors and TVs CANNOT be disposed of in the garbage or at disposal sites such as landfills, transfer stations and incinerators. Call **1.888.5.ECYCLE** to find a FREE recycling location near you!


# WHY RECYCLE?

By recycling you are helping to save energy, reduce water pollution, reduce water consumption, preserve natural resources and create jobs.


### ENERGY SAVINGS



Recycling aluminum saves 95% of the energy needed to produce new aluminum from raw materials. Energy saved from recycling one ton of aluminum is equal to the amount of electricity the average home uses over 10 years.  
-(Keep America Beautiful)




Recycling one glass container saves enough energy to light a 100-watt bulb for 4 hours.  
-(U.S. EPA)



Recycling one ton of plastic milk jugs saves enough energy to light a home for a year.  
-(U.S. EPA)

### ENVIRONMENTAL SAVINGS

Recycling 1 ton of paper saves 17 mature trees, 7,000 gallons of water, 3 cubic yards of landfill space, 2 barrels of oil, and 4,100 kilowatt-hours of electricity - enough energy to power the average American home for five months.  
-(U.S. EPA)



### THINK OUTSIDE THE BIN

Conserve resources by reducing waste.

- **Buy products in bulk** to avoid unnecessary packaging. Reuse old bags or containers instead of getting new ones each time.
- **Choose reusable** mugs, water bottles and bags. Store extras in your car or at work or school so you will be prepared.
- **Select durable products** when making new purchases. Look for high-quality products that are easy to repair.
- **Rent, borrow or share** infrequently used items such as trailers, power tools, ladders and lawn equipment.
- **Buy locally produced items** to reduce the amount of natural resources needed for shipping, packaging and transportation.