

YARD & FOOD DEBRIS

All of these items can go in your yard and food cart.
Visit wmnorthwest.com to subscribe.



Food Scraps



Yard Trimmings



Food-Soiled Paper

Compost Tips:

- In your kitchen, gather food scraps in a colander or strainer, reusable container with a lid or a paper bag.
- Empty into your outdoor yard/food cart frequently.
- Layer food scraps with yard waste or newspaper to absorb liquids.

Extra Yard Waste:




There is a charge for extra yard waste that doesn't fit in your container with the lid closed.




Put extra yard waste only in:




- Cans with handles (32 gal., 65 lb. limit)
- Label cans "Yard"
- Bundle tied with twine (4'x2' limit)
- Paper leaf bags



KEEP OUT of Your Yard Debris

-  Plastic bags
-  Glass
-  Diapers

-  Pet waste
-  Tarps
-  Hoses

-  Liquids
-  Fats, Oils & Grease
-  Dirt, Rocks & Sod

Resources Beyond the Curb

Household Hazardous Waste: Hazardous products that say "Caution, Warning, Danger or Poison" on the label are harmful to humans, wildlife and the environment and are not allowed in the garbage.

For proper disposal information, please visit:

Computers, Monitors & TV Recycling

- E-Cycle Washington
www.ecyclewashington.org

Fluorescent Bulbs & Tubes Cell Phones and Batteries

- WM - www.thinkgreenfromhome.com
- Visit www.lightrecycle.org for drop off locations

Unwanted Medicines

- Take Back Your Meds, www.takebackyourmeds.org, or check with your local Police precinct.