



# Property Manager Composting Toolkit



## Why compost?

COMPOSTING AT YOUR PROPERTY HAS MANY BENEFITS:

### 1 Contribute to a more sustainable community.

By composting your food scraps, you're helping to create a nutrient rich soil amendment used on local farms and gardens.

### 2 Save Money

By composting, you can reduce the size of your garbage container and save money.

### 3 Add a valued amenity to your property.

People want to do the right thing and reduce their waste. Offering a compost program makes your property more attractive to tenants.

# What to compost?

Your property can compost all food scraps (including meat and bones!), uncoated paper, and yard debris. Save money and reduce landfill waste by composting all leaves, grass trimmings, and branches associated with landscaping at your property. See our full compost guide at [wmnorthwest.com](http://wmnorthwest.com).

## FOOD SCRAPS



## UNCOATED PAPER



## YARD DEBRIS



## TIPS FOR RESIDENT COMPOSTING:

- Empty your kitchen container into the compost regularly
- Freeze food scraps to prevent odor and bugs
- Collect napkins, paper towels, and shredded paper with your food waste to absorb excess liquids
- Sprinkle your compost container with baking soda to neutralize odors

## Three simple steps for food scrap COMPOSTING



1 Place your kitchen pail in a convenient location in your kitchen and use an optional compostable bag



2 Collect all food scraps, paper towels, and napkins in the kitchen pail



3 Empty your kitchen pail into the compost cart regularly

# Setting up a Successful Compost Program

## 1 Identify where you can add a compost cart.

We recommend 1–96 gallon compost cart for every 100 units. Compost carts should be paired next to the garbage and recycling containers.

## 2 Consider whether your property is ready to begin composting.

If your property experiences frequently contaminated recycling, it is best to focus on recycling before adding composting. Check out the Recycling All Stars Toolkit at [wmnorthwest.com](http://wmnorthwest.com) to learn how to set up a successful multi-family recycling program.

## 3 Assess resident interest.

Reach out to tenants to determine whether a compost program is something that would be used at your property.

## 4 Contact Waste Management at 1-800-592-9995 to sign up for service.

There is no commitment necessary – you can cancel compost service at any time.

## 5 Educate and motivate residents.

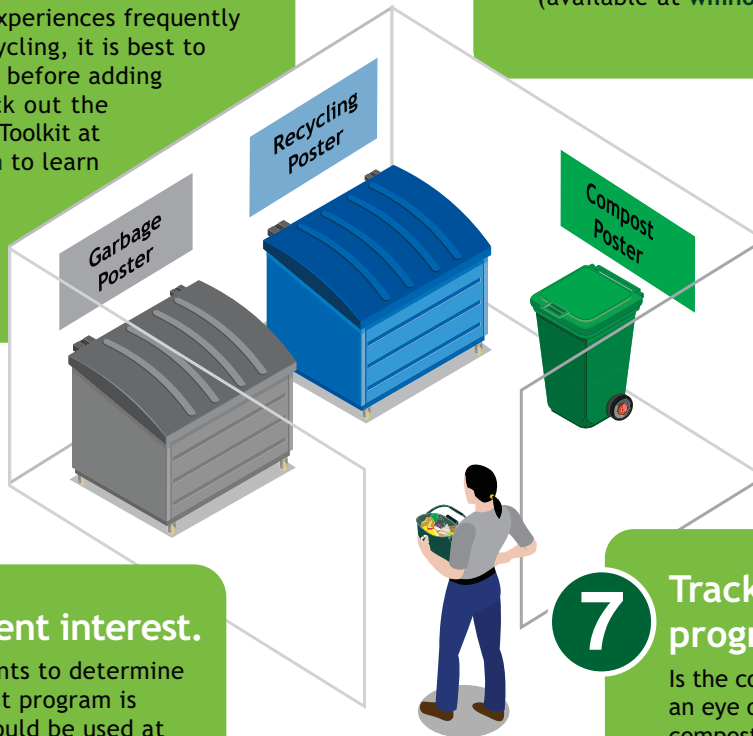
Communicate with residents what can be included in the compost program through an email, letter, and/or meeting. Consider setting aside time for a kickoff meeting or open house event to answer questions about the new program.

## 6 Orient new residents.

At move-in, explain the compost program to new residents and provide copies of waste guidelines (available at [wmnorthwest.com](http://wmnorthwest.com)).

## 7 Track how the compost program is going.

Is the compost cart being used? Keep an eye on what is ending up in the compost cart and communicate with residents when the wrong materials are being put in.



### RECOMMENDED WASTE ENCLOSURE LAYOUT


Pair compost cart next to garbage and recycling. Clearly label all waste containers.

# Recommended Resources for your property

Waste Management is here to help your property get started with a composting program that is simple and effective! For recommendations on signage and compostable bags, contact [recyclenw@wm.com](mailto:recyclenw@wm.com).



Compost Flyer



Move-In Move-Out Resources



Hazardous Waste Information



Cart Decal

## FAQs

**What if I want to cancel my compost service?**

Compost service can be canceled at any time by calling Customer Service 800-592-9995.



**Won't composting smell and attract pests?**

No! Food waste is being thrown away at your multifamily community whether or not a compost program is in place. The only difference is which container that food waste will end up in – one that is going to a landfill, or one that is going to be composted. Encourage residents to collect their food scraps in compostable bags that can be tied shut and to compost all their napkins, paper towels, and shredded paper to soak up any liquid. And remember to always keep the lid closed on the compost bin.

**Where can residents buy compostable bags?**

It is important to note that not all bags labeled "compostable" or "biodegradable" actually break down at our local compost facility. For a list of approved compostable bags, including BioBags, Glad, and Ziploc compostable bags, visit [cedar-grove.com](http://cedar-grove.com). Many of these bags can be found at your local grocery store!

